

Market Review for July 2021

2nd Aug 2021

TOPIX ended down on the previous month-end. Concerns over an increase of COVID 19 variant cases capped the upside of the Japanese equity market throughout the month. Whilst a rise in US equity market and a solid Japanese economic statistics supported the market, the announcement of the fourth state of emergency in major cities in Japan following the spread of COVID 19 due to the variant, shaved investors' sentiment and fuelled uncertainty over the outlook for the recovery of economic activities.

Table 1. Market Performance

2021	As of the end of July	July	Year to Date
TOPIX	1,901.08	-2.19%*	5.34%*
Nikkei 225	27,283.59	-5.24%	-0.59%
USD/JPY**	109.75	110.99 (30 Jun)	103.25 (end of 2020)

*MTD: -2.18%, YTD: 6.52% in total return index, **Reuters London 4pm

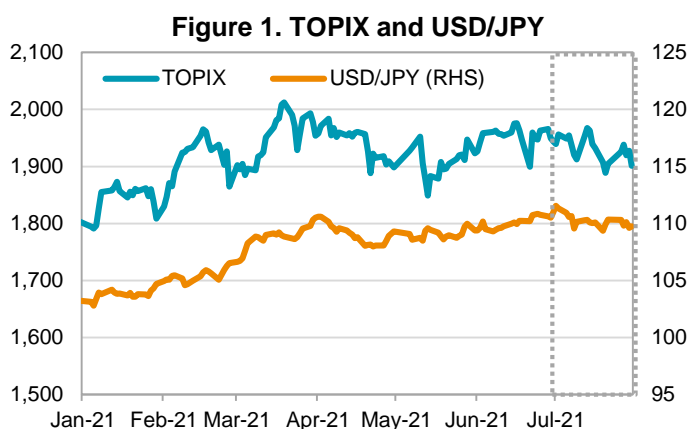


Figure 2. Global Equity Market Monthly Performance
(as of the end of July 2021, local currency)

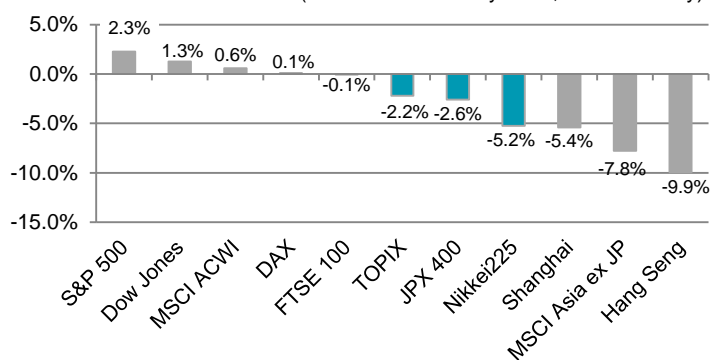


Table 2. Top 5 performing sectors in July 2021

Sector	Return
Marine Transportation	3.35%
Insurance	2.31%
Fishery, Agriculture & Forestry	2.04%
Warehousing & Harbour Transportation Services	2.00%
Precision Instruments	1.05%

Table 3. Bottom 5 performing sectors in July 2021

Sector	Return
Other Products	-7.85%
Pharmaceutical	-6.87%
Mining	-6.08%
Information & Communication	-5.60%
Rubber Products	-5.22%

Table 4. Top 5 performing stocks* in July 2021

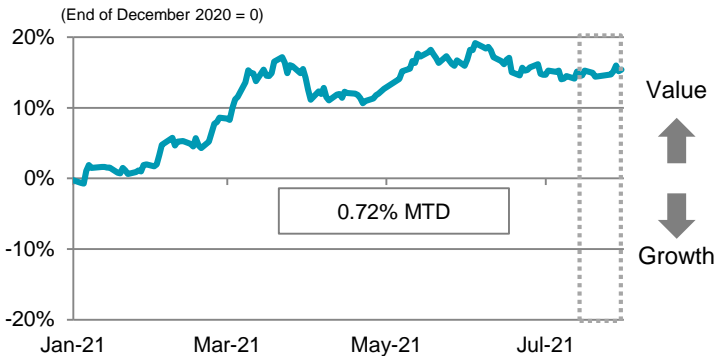
Name	Return
Nissan Motor (7201 JP)	14.44%
Cosmos Pharmaceutical (3349 JP)	14.05%
Asahi Intecc (7747 JP)	11.37%
Sompo Holdings (8630JP)	10.33%
Daikin Industries (6367 JP)	9.55%

Table 5. Bottom 5 performing stocks* in July 2021

Sector	Return
Sumitomo Dainippon Pharma (4506 JP)	-18.86%
Eisai (4523 JP)	-17.78%
CyberAgent (4751 JP)	-17.65%
PeptiDream (4587 JP)	-17.34%
Nintendo (7974 JP)	-12.72%

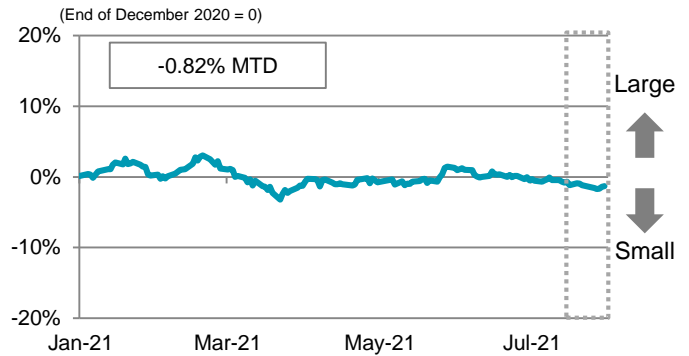
*Stocks with a market cap of over JPY 500 billion

Figure 3. Value-Growth Spread



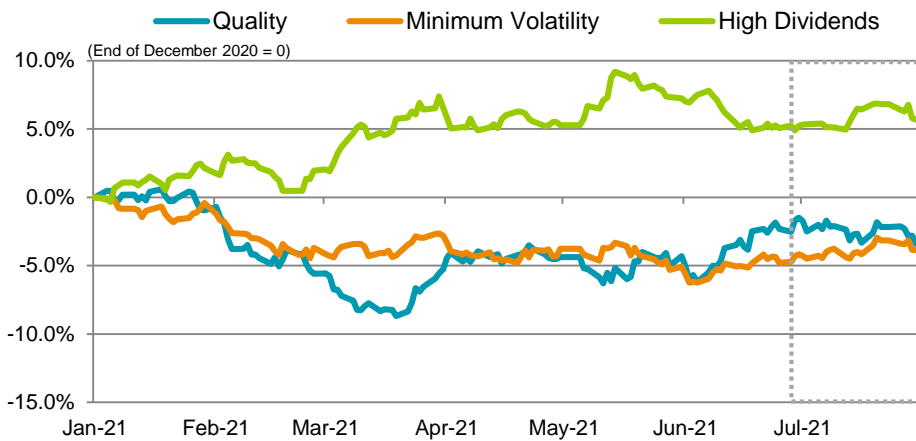
The spread between Russell Nomura Value Index and the Growth Index (Positive figure means value dominant)

Figure 4. Large-Small Cap Spread



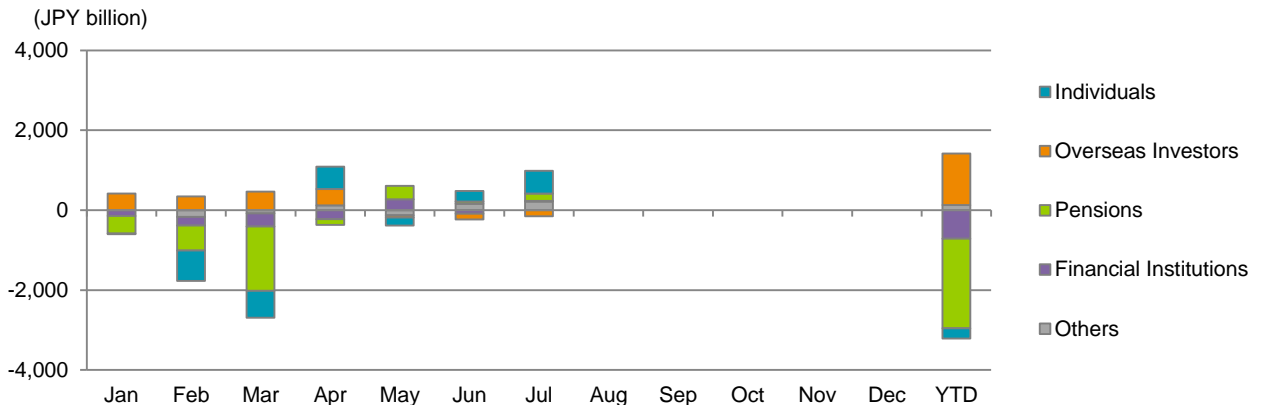
The spread between Russell Nomura Large Cap Index and the Small Cap Index (Positive figure means Large Cap dominant)

Figure 5. MSCI Japan Factor Indexes Spread against MSCI Japan



Data: Bloomberg, Nomura Securities, SuMi TRUST (as at the end of July 2021)

Figure 6. Monthly Investment Activities by Investor Type in the Japanese Equity Market



Data: Bloomberg, SuMi TRUST (as of 23rd July 2021)

Disclaimer

This marketing communication is issued by Sumitomo Mitsui Trust International Limited ("SMTI"). SMTI is authorised and regulated by the United Kingdom's Financial Conduct Authority (the "FCA"), whose address is Financial Conduct Authority, 12 Endeavour Square, London, E20 1JN, United Kingdom. This marketing communication has been made available to you only because SMTI has classified you as a professional client in accordance with the FCA's rules. If you have received this marketing communication from a source other than SMTI, you should contact SMTI before using it or relying on it. You must not send this marketing communication to any other person without first having received written approval from SMTI. The information contained in this marketing communication (the "Material") is being made available for information purposes only and is designed to provide information on the investment services which SMTI may offer to clients. Nothing in the Material amounts to or should be construed as an actual offer by SMTI to provide any investment services to any person. If SMTI agrees to provide any investment services to any person, those services will be the subject of a separate written agreement between SMTI and that person. Furthermore, the Material has not been prepared with any consideration of the individual circumstances of any person to whom it is communicated. Accordingly, it is not intended to, and does not, constitute a personnel recommendation in relation to the purchase or sale of, or exercise of any rights in relation to, any financial instruments or advice in relation to any investment policy or strategy to be followed. The Material also does not contain the results of any investment research carried out by SMTI and is not intended to amount to a financial promotion of any particular financial instrument which may be referred to in it. While SMTI uses all reasonable endeavours to ensure the Material is accurate, it has not been prepared with a view to any person relying on it. Accordingly, SMTI accepts no responsibility for any loss caused to any recipient of this document as a result of any error, inaccuracy or incompleteness in the Material, nor for any error in the transmission or receipt of this communication.

All enquiries regarding this report should be made to:

Akimichi Oi
Head of Investment Management Department
 Sumitomo Mitsui Trust International Limited
 155 Bishopsgate, London EC2M 3XU, UK
 Direct: +44 20 7562 8412
 imd@smti.com

Disclaimer – UK

This marketing communication is issued by Sumitomo Mitsui Trust International Limited (“SMTI”). SMTI is authorised and regulated by the United Kingdom’s Financial Conduct Authority (the “FCA”), whose address is 12 Endeavour Square, London, E20 1JN, United Kingdom.

This marketing communication has been made available to you only because SMTI has classified you as a professional client in accordance with the FCA’s rules. If you have received this marketing communication from a source other than SMTI, you should contact SMTI before using it or relying on it. You must not send this marketing communication to any other person without first having received written approval from SMTI.

The information contained in this marketing communication (the “Material”) is being made available for information purposes only and is designed to provide information on the investment services which SMTI may offer to clients.

Nothing in the Material amounts to or should be construed as an actual offer by SMTI to provide any investment services to any person. If SMTI agrees to provide any investment services to any person, those services will be the subject of a separate written agreement between SMTI and that person. Furthermore, the Material has not been prepared with any consideration of the individual circumstances of any person to whom it is communicated.

Accordingly, it is not intended to, and does not, constitute a personnel recommendation in relation to the purchase or sale of, or exercise of any rights in relation to, any financial instruments or advice in relation to any investment policy or strategy to be followed. The Material also does not contain the results of any investment research carried out by SMTI and is not intended to amount to a financial promotion of any particular financial instrument which may be referred to in it.

While SMTI uses all reasonable endeavours to ensure the Material is accurate, it has not been prepared with a view to any person relying on it. Accordingly, SMTI accepts no responsibility for any loss caused to any recipient of this document as a result of any error, inaccuracy or incompleteness in the Material, nor for any error in the transmission or receipt of this communication.

Any enquiries regarding the products should be made to:

Hirofumi Hayashi

Head of Investment Management Department

Sumitomo Mitsui Trust International Limited

155 Bishopsgate, London EC2M 3XU, United Kingdom

Direct: +44 (0)20 7562 8405

Email: imd@smtil.com

Sumitomo Mitsui Trust International Limited is authorised and regulated by the Financial Conduct Authority

© Sumitomo Mitsui Trust International Limited 2024